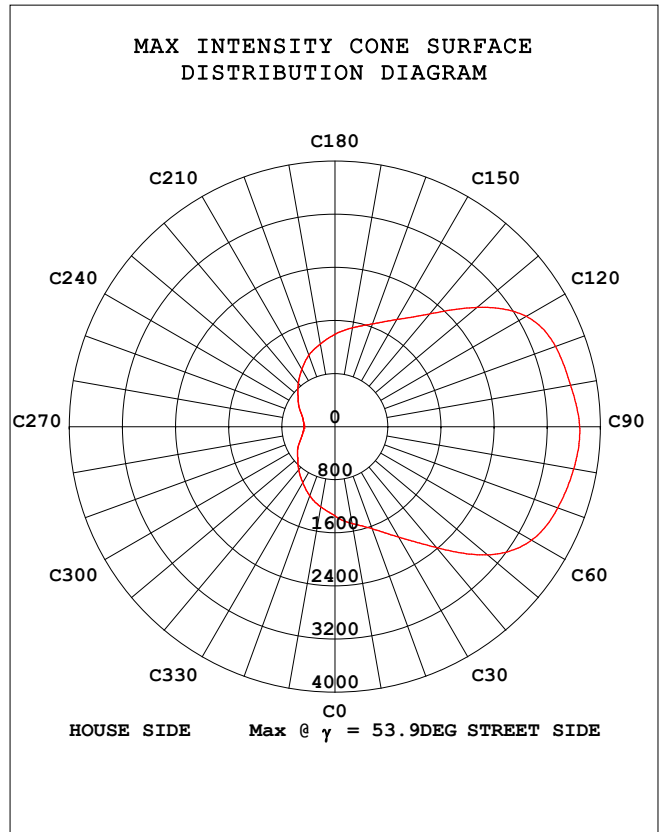
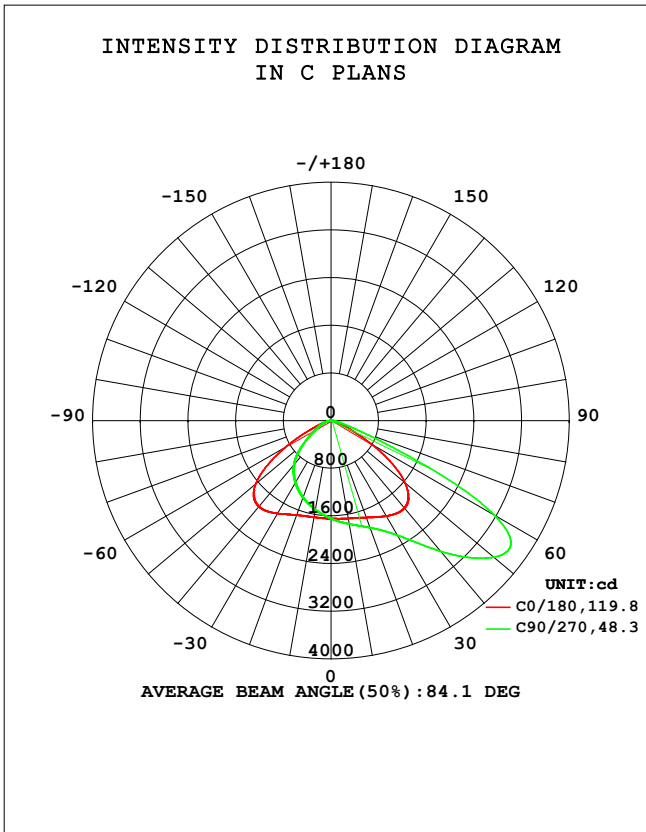


EVERFINE GONIOPHOTOMETERS SYSTEM TEST REPORT

STREETLIGHT PHOTOMETRIC TEST REPORT

Test:U:229.7V I:0.2413A P:53.19W PF:0.9596 Freq:50.00Hz UTHDi:0.3420% ITHDi:7.735% Lamp Flux:6437.42x1 lm		
NAME: 146-320_321 + 146-325	TYPE:	WEIGHT:
SPEC.:	DIM.:	SERIAL No.:
MFR.: Tronix Lighting	SUR.:	Shielding Angle:

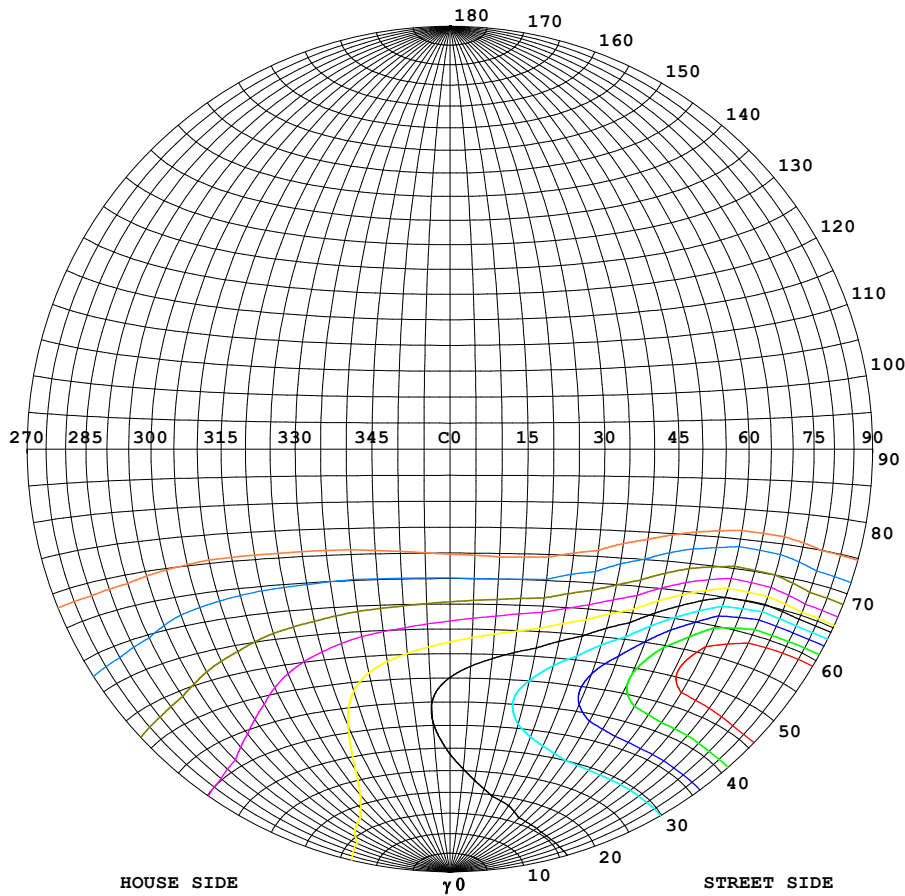
DATA OF LAMP		PHOTOMETRIC DATA Eff: 121.02 lm/W			
MODEL	RF303	Imax (cd)	3686	$\eta$ street_up (%)	0.0
NOMINAL POWER (W)	50	LOR (%)	100.0	$\eta$ street_down (%)	67.5
RATED VOLTAGE (V)	230	TOTAL FLUX (lm)	6437	$\eta$ house_up (%)	0.0
NOMINAL FLUX (lm)	6437.42	MAXIMUM @ (C, $\gamma$ )	90,53.9	$\eta$ house_down (%)	32.5
LAMPS INSIDE	1	$\eta$ up (%)	0.0	76 FLASHAREA (m2)	
TEST VOLTAGE (V)	230	$\eta$ down (%)	100.0	SLI	



C Range: 0 - 360DEG  
 C Interval: 10.0DEG  
 Test Speed: HIGH  
 Temperature: 25.3DEG  
 Operators: LI  
 Test Date: 2020-04-23

$\gamma$  Range: 0 - 90DEG  
 $\gamma$  Interval: 0.1DEG  
 Test System: EVERFINE GO-R5000\_V2 SYSTEM V2.00.426  
 Humidity: 65.0%  
 Test Distance: 26.000m [K=0.4589]  
 Remarks:

**STREETLIGHT ISOCANDELA DIAGRAM**



Classification:

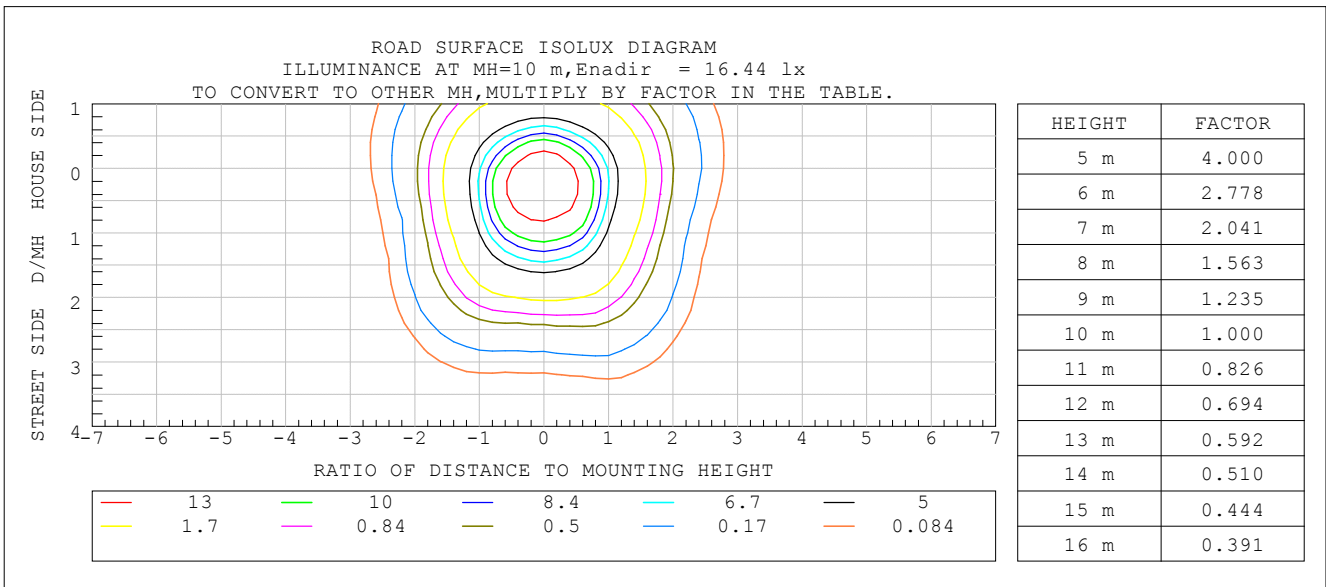
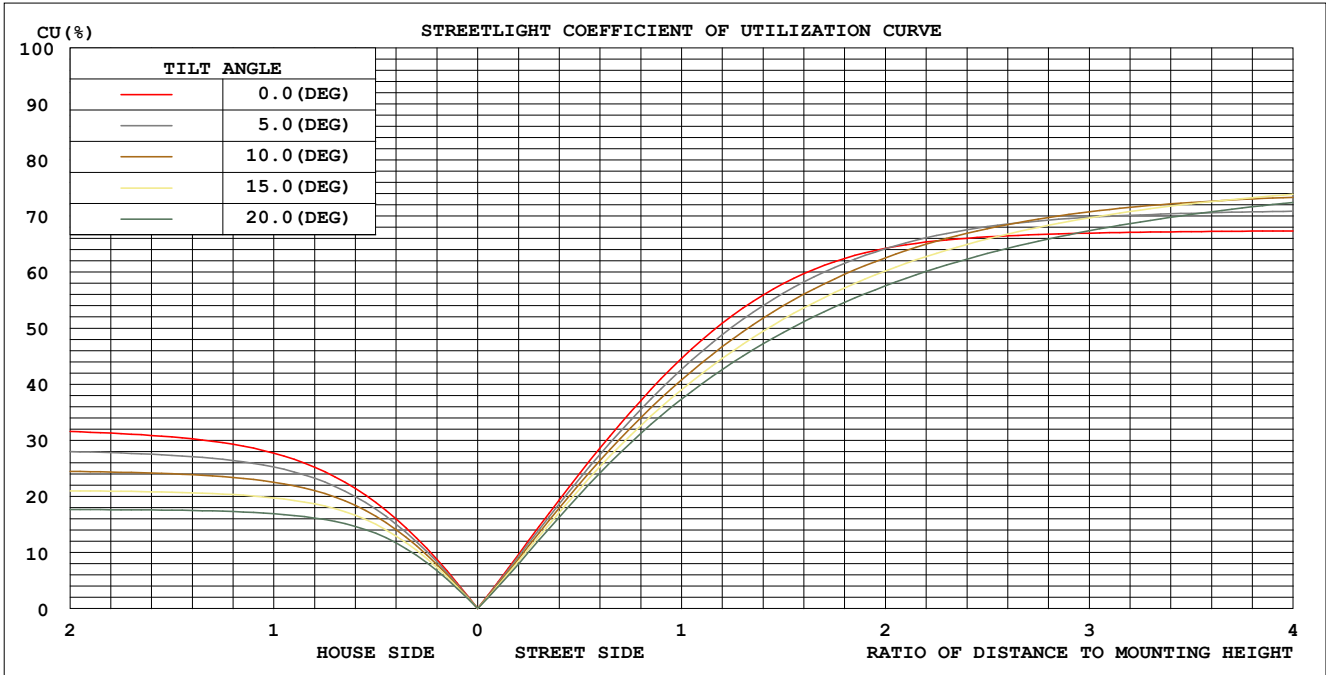
IES:Type III - Very Short  
 CIE:Broad - Short  
 IES:Full cut-off  
 CIE:Full cut-off  
 Max.At80:11.55cd/klm  
 Max.At90:0cd/klm  
 Max.80-90:11.55cd/klm

ISOCANDELA DIAGRAM	
UNIT	cd
I <sub>max</sub> =100%	3686
90%	3318
80%	2949
70%	2580
60%	2212
50%	1843
40%	1475
30%	1106
20%	737
10%	369
5%	184

C Range: 0 - 360DEG  
 C Interval: 10.0DEG  
 Test Speed: HIGH  
 Temperature:25.3DEG  
 Operators:LI  
 Test Date:2020-04-23

$\gamma$  Range: 0 - 90DEG  
 $\gamma$  Interval: 0.1DEG  
 Test System:EVERFINE GO-R5000\_V2 SYSTEM V2.00.426  
 Humidity:65.0%  
 Test Distance:26.000m [K=0.4589]  
 Remarks:

COEFFICIENT OF UTILIZATION CURVE  
AND ISOLUX DIAGRAM



C Range: 0 - 360DEG  
C Interval: 10.0DEG  
Test Speed: HIGH  
Temperature: 25.3DEG  
Operators: LI  
Test Date: 2020-04-23

γ Range: 0 - 90DEG  
γ Interval: 0.1DEG  
Test System: EVERFINE GO-R5000\_V2 SYSTEM V2.00.426  
Humidity: 65.0%  
Test Distance: 26.000m [K=0.4589]  
Remarks:

EVERFINE GONIOPHOTOMETERS SYSTEM TEST REPORT

ZONAL FLUX DIAGRAM

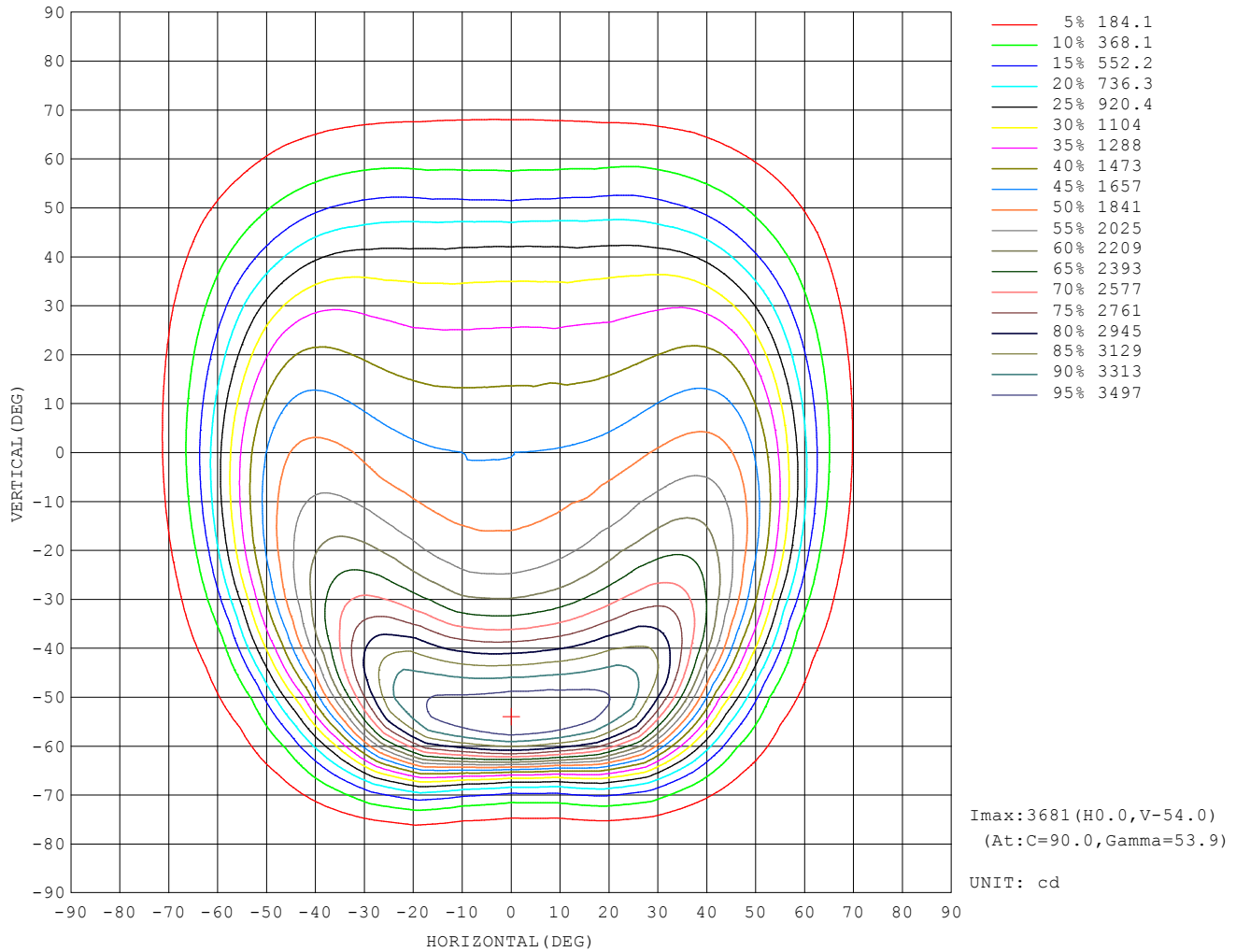
$\gamma$	C0	C45	C90	C135	C180	C225	C270	C315	$\gamma$	$\Phi$ zone	$\Phi$ total	%lum, lamp
10	1669	1752	1762	1728	1647	1554	1523	1566	0- 10	157.3	157.3	2.44,2.44
20	1731	1918	1913	1867	1689	1455	1380	1473	10- 20	471.0	628.4	9.76,9.76
30	1850	2221	2219	2159	1801	1350	1207	1375	20- 30	796.4	1425	22.1,22.1
40	1915	2699	2865	2631	1887	1218	978.7	1244	30- 40	1163	2587	40.2,40.2
50	1622	2914	3566	2758	1650	958.9	608.0	970.1	40- 50	1499	4087	63.5,63.5
60	769.4	1906	3153	1788	854.4	518.0	314.1	508.3	50- 60	1449	5536	86,86
70	175.9	491.1	514.4	486.2	220.6	210.8	156.0	200.6	60- 70	733.2	6269	97.4,97.4
80	22.49	38.06	45.55	51.08	35.03	39.57	42.29	30.25	70- 80	157.7	6427	99.8,99.8
90	0	0	0	0	0	0	0	0	80- 90	10.89	6437	100,100
100									90-100			
110									100-110			
120									110-120			
130									120-130			
140									130-140			
150									140-150			
160									150-160			
170									160-170			
180									170-180			
DEG	LUMINOUS INTENSITY:cd									UNIT:lm		

C Range: 0 - 360DEG  
 C Interval: 10.0DEG  
 Test Speed: HIGH  
 Temperature:25.3DEG  
 Operators:LI  
 Test Date:2020-04-23

$\gamma$  Range: 0 - 90DEG  
 $\gamma$  Interval: 0.1DEG  
 Test System:EVERFINE GO-R5000\_V2 SYSTEM V2.00.426  
 Humidity:65.0%  
 Test Distance:26.000m [K=0.4589]  
 Remarks:

EVERFINE GONIOPHOTOMETERS SYSTEM TEST REPORT

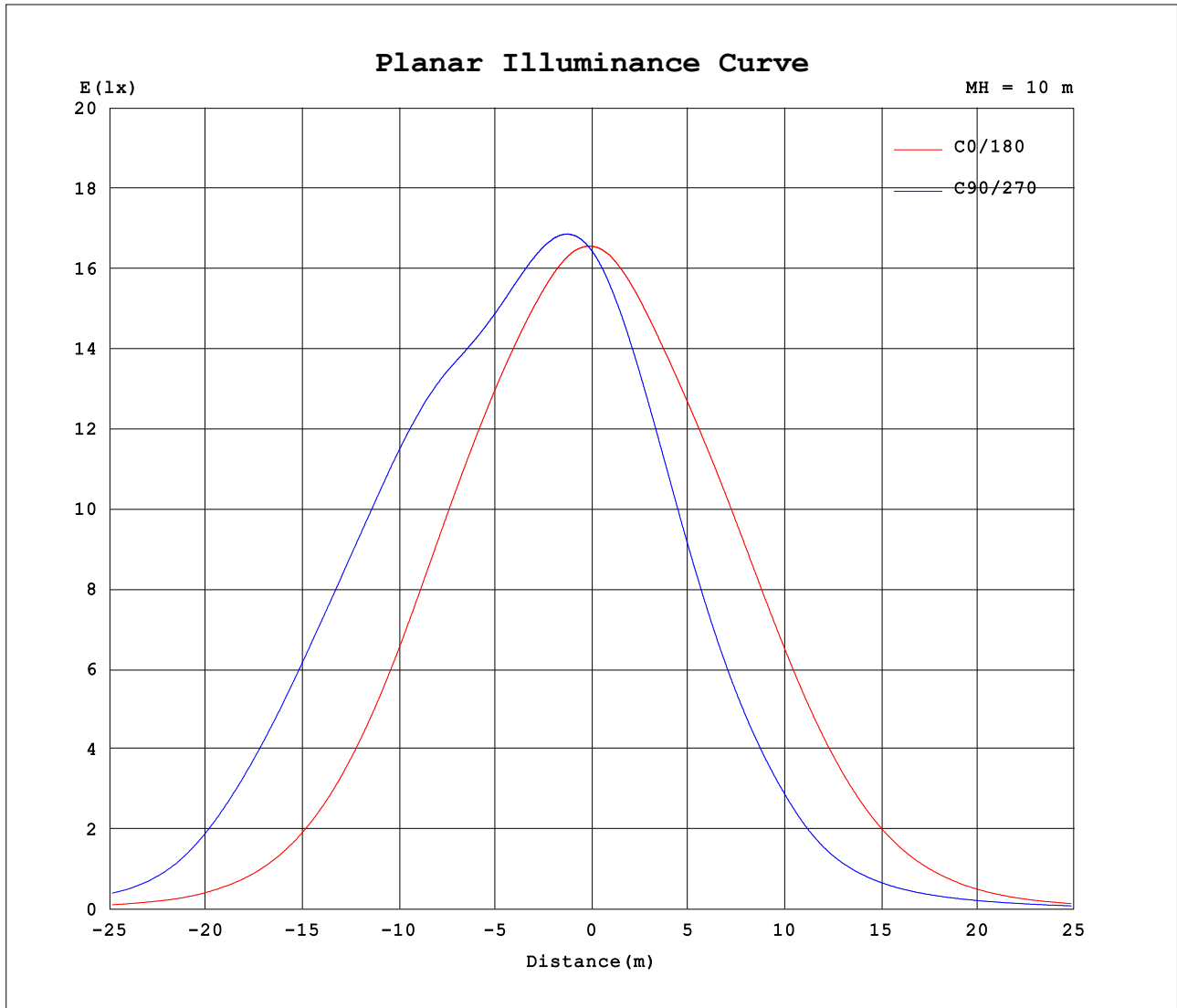
ISOCANDELA DIAGRAM



C Range: 0 - 360DEG  
C Interval: 10.0DEG  
Test Speed: HIGH  
Temperature: 25.3DEG  
Operators: LI  
Test Date: 2020-04-23

$\gamma$  Range: 0 - 90DEG  
 $\gamma$  Interval: 0.1DEG  
Test System: EVERFINE GO-R5000\_V2 SYSTEM V2.00.426  
Humidity: 65.0%  
Test Distance: 26.000m [K=0.4589]  
Remarks:

Planar Illuminance Curve



C Range: 0 - 360DEG  
C Interval: 10.0DEG  
Test Speed: HIGH  
Temperature: 25.3DEG  
Operators: LI  
Test Date: 2020-04-23

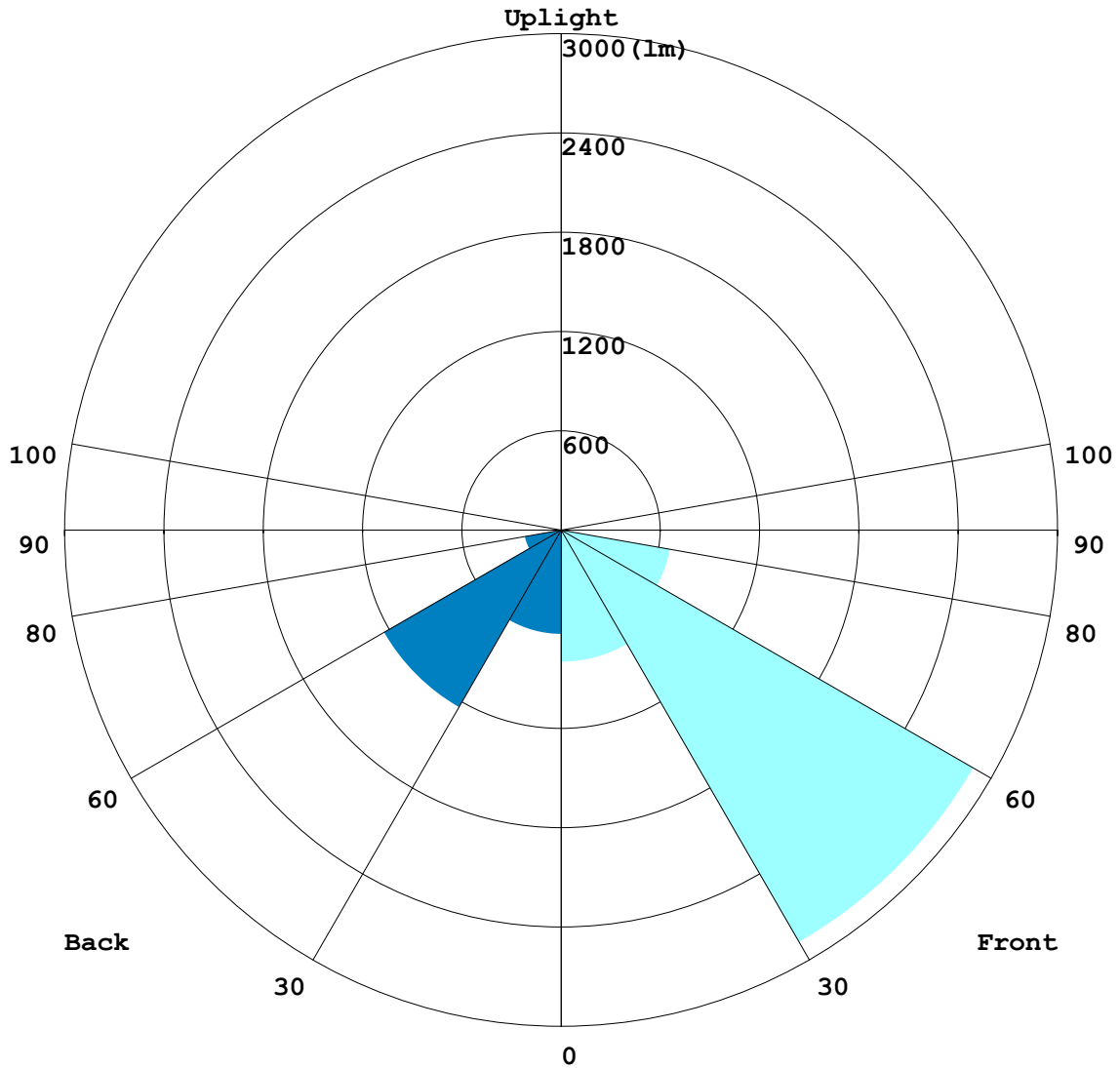
$\gamma$  Range: 0 - 90DEG  
 $\gamma$  Interval: 0.1DEG  
Test System: EVERFINE GO-R5000\_V2 SYSTEM V2.00.426  
Humidity: 65.0%  
Test Distance: 26.000m [K=0.4589]  
Remarks:

EVERFINE GONIOPHOTOMETERS SYSTEM TEST REPORT

LCS REPORT

Test:U:229.7V I:0.2413A P:53.19W PF:0.9596 Freq:50.00Hz UTHDi:0.3420% ITHDi:7.735% Lamp Flux:6437.42x1 lm		
NAME: 146-320_321 + 146-325	TYPE:	WEIGHT:
SPEC.:	DIM.:	SERIAL No.:
MFR.: Tronix Lighting	SUR.:	Shielding Angle:

LUMINAIRE CLASSIFICATION SYSTEM(LCS) GRAPH



C Range: 0 - 360DEG  
 C Interval: 10.0DEG  
 Test Speed: HIGH  
 Temperature:25.3DEG  
 Operators:LI  
 Test Date:2020-04-23

$\gamma$  Range: 0 - 90DEG  
 $\gamma$  Interval: 0.1DEG  
 Test System:EVERFINE GO-R5000\_V2 SYSTEM V2.00.426  
 Humidity:65.0%  
 Test Distance:26.000m [K=0.4589]  
 Remarks:

EVERFINE GONIOPHOTOMETERS SYSTEM TEST REPORT

---

**BUG REPORT**

Test:U:229.7V I:0.2413A P:53.19W PF:0.9596 Freq:50.00Hz UTHDi:0.3420% ITHDi:7.735% Lamp Flux:6437.42x1 lm		
NAME: 146-320_321 + 146-325	TYPE:	WEIGHT:
SPEC.:	DIM.:	SERIAL No.:
MFR.: Tronix Lighting	SUR.:	Shielding Angle:

**IESNA Luminaire Flux Distribution Table:**

Zone	Lumens	Luminaire %
FL - Front-Low(0-30)	796.03	12.4
FM - Front-Medium(30-60)	2875.5	44.7
FH - Front-High(60-80)	667.74	10.4
FVH - Front-Very High(80-90)	5.2671	0.1
<b>Total Forward Light</b>	<b>4344.6</b>	<b>67.5</b>

BL - Back-Low(0-30)	628.69	9.8
BM - Back-Medium(30-60)	1235.4	19.2
BH - Back-High(60-80)	223.13	3.5
BVH - Back-Very High(80-90)	5.6239	0.1
<b>Total Back Light</b>	<b>2092.8</b>	<b>32.5</b>

UL - Uplight-Low(90-100)	0	0.0
UH - Uplight-High(100-180)	0	0.0
<b>Total Up Light</b>	<b>0</b>	<b>0.0</b>

<b>BUG(Back,Up,Glare) Rating</b>	<b>B2-U0-G1</b>
----------------------------------	-----------------

Zone	Downward Lumens	Upward Lumens	Total Lumens
House Side	2092.8	0	2092.8
Street Side	4344.6	0	4344.6

C Range: 0 - 360DEG  
 C Interval: 10.0DEG  
 Test Speed: HIGH  
 Temperature:25.3DEG  
 Operators:LI  
 Test Date:2020-04-23

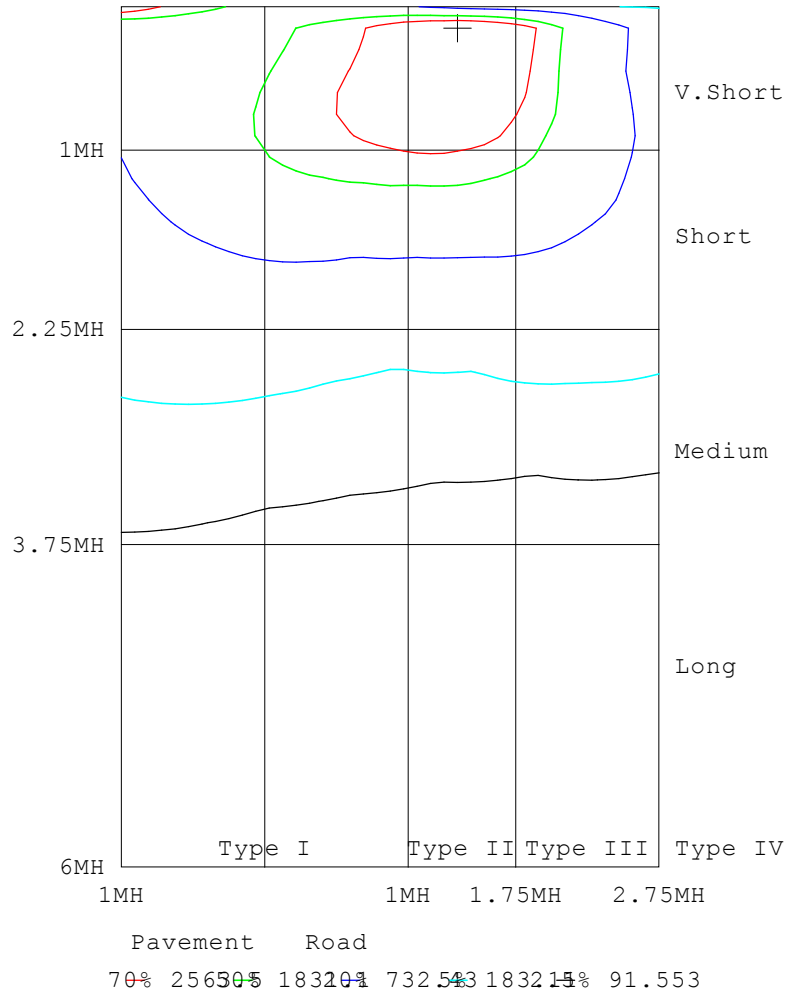
γ Range: 0 - 90DEG  
 γ Interval: 0.1DEG  
 Test System:EVERFINE GO-R5000\_V2 SYSTEM V2.00.426  
 Humidity:65.0%  
 Test Distance:26.000m [K=0.4589]  
 Remarks:

EVERFINE GONIOPHOTOMETERS SYSTEM TEST REPORT

ROAD ISOCANDELA REPORT

Test:U:229.7V I:0.2413A P:53.19W PF:0.9596 Freq:50.00Hz UTHDi:0.3420% ITHDi:7.735% Lamp Flux:6437.42x1 lm		
NAME: 146-320_321 + 146-325	TYPE:	WEIGHT:
SPEC.:	DIM.:	SERIAL No.:
MFR.: Tronix Lighting	SUR.:	Shielding Angle:

ROAD SURFACE ISOCANDELA DIAGRAM



C Range: 0 - 360DEG  
 C Interval: 10.0DEG  
 Test Speed: HIGH  
 Temperature:25.3DEG  
 Operators:LI  
 Test Date:2020-04-23

γ Range: 0 - 90DEG  
 γ Interval: 0.1DEG  
 Test System:EVERFINE GO-R5000\_V2 SYSTEM V2.00.426  
 Humidity:65.0%  
 Test Distance:26.000m [K=0.4589]  
 Remarks: